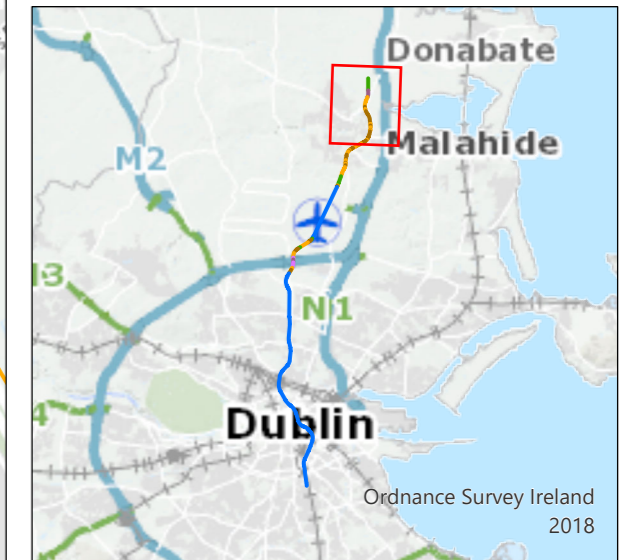




### Legend

#### Alignment

- Cut & Cover
- Incline
- Retained Cut
- Surface
- Tunnel
- Viaduct
- Station Locations



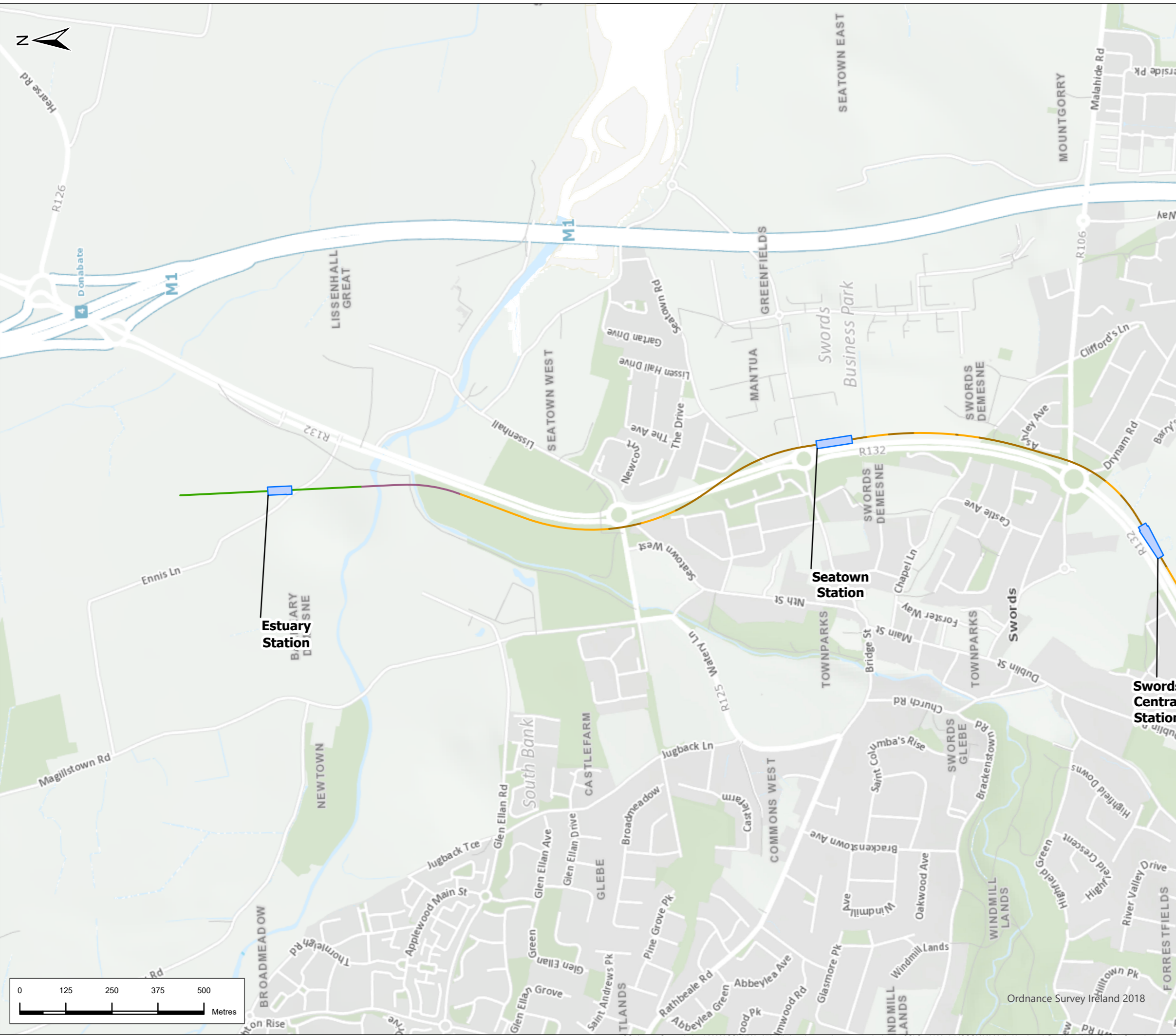
P02	30/6/22	Final Issue	FND	RH	RH	NC
Rev.	Date	Purpose of revision	Drawn	Check'd	Rev'd	App'r'd



Drawing Title  
**Figure 14.5 Blasting Air Overpressure Contours**  
Sheet 1 of 7

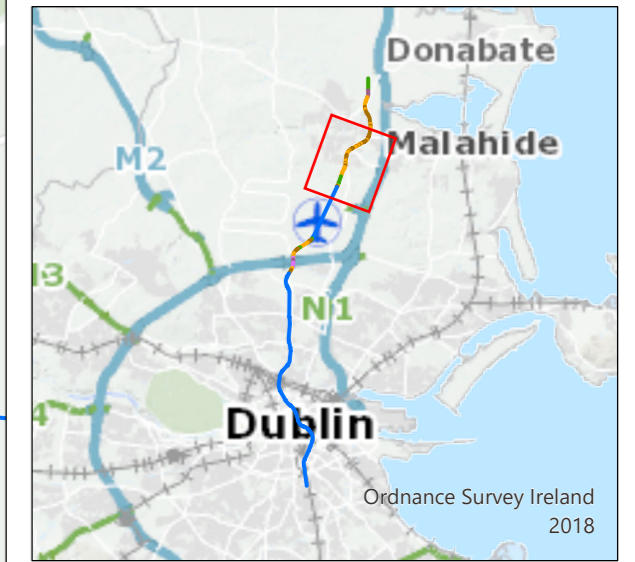
Drawing Status	FINAL	
Scale @ A3	1:10,000	DO NOT SCALE
JACOBS No.	32108600	
Client No.		
Drawing No.	ML1-JAI-EIA-ROUT_XX-DR-Y-14027	Rev <b>P02</b>

This drawing is not to be used in whole or in part other than for the intended purpose and project as defined on this drawing. Refer to the contract for full terms and conditions.





- ### Legend
- Alignment**
- Cut & Cover
  - Incline
  - Retained Cut
  - Surface
  - Tunnel
  - Viaduct
  - Station Locations



P02	30/6/22	Final Issue	FND	RH	RH	NC
Rev.	Date	Purpose of revision	Drawn	Check'd	Rev'd	App'd

**JACOBS**  
**IDOM**

Client

**TII**  
Bonnéagar Iompair Éireann  
Transport Infrastructure Ireland

Project

**METROLINK**

Drawing Title

**Figure 14.5 Blasting Air Overpressure Contours  
Sheet 2 of 7**

Drawing Status

**FINAL**

Scale @ A3

1:10,000 DO NOT SCALE

Jacobs No. 32108600

Client No.

Drawing No. **ML1-JAI-EIA-ROUT\_XX-DR-Y-14028** Rev **P02**

This drawing is not to be used in whole or in part other than for the intended purpose and project as defined on this drawing. Refer to the contract for full terms and conditions.



### Legend

#### Alignment

- Cut & Cover
- Incline
- Retained Cut
- Surface
- Tunnel
- Viaduct
- Station Locations

#### Blasting Air Overpressure Contours

- 120dB
- 125dB
- 130dB
- 135dB
- 140dB



P02	30/6/22	Final Issue	FND	RH	RH	NC
Rev.	Date	Purpose of revision	Drawn	Check'd	Rev'd	App'r'd



Drawing Title  
**Figure 14.5 Blasting Air Overpressure Contours**  
 Sheet 3 of 7

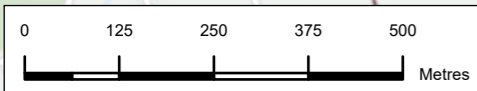
Drawing Status: **FINAL**

Scale @ A3: 1:10,000 DO NOT SCALE

Jacobs No. 32108600

Drawing No. ML1-JAI-EIA-ROUT\_XX-DR-Y-14029 Rev P02

This drawing is not to be used in whole or in part other than for the intended purpose and project as defined on this drawing. Refer to the contract for full terms and conditions.



Ordnance Survey Ireland 2018



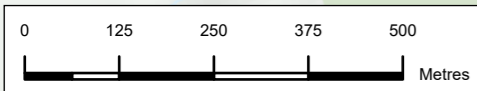
### Legend

#### Alignment

- Cut & Cover
- Incline
- Retained Cut
- Surface
- Tunnel
- Viaduct
- Station Locations

#### Blasting Air Overpressure Contours

- 120dB
- 125dB
- 130dB



P02	30/6/22	Final Issue	FND	RH	RH	NC
Rev.	Date	Purpose of revision	Drawn	Check'd	Rev'd	Appr'd



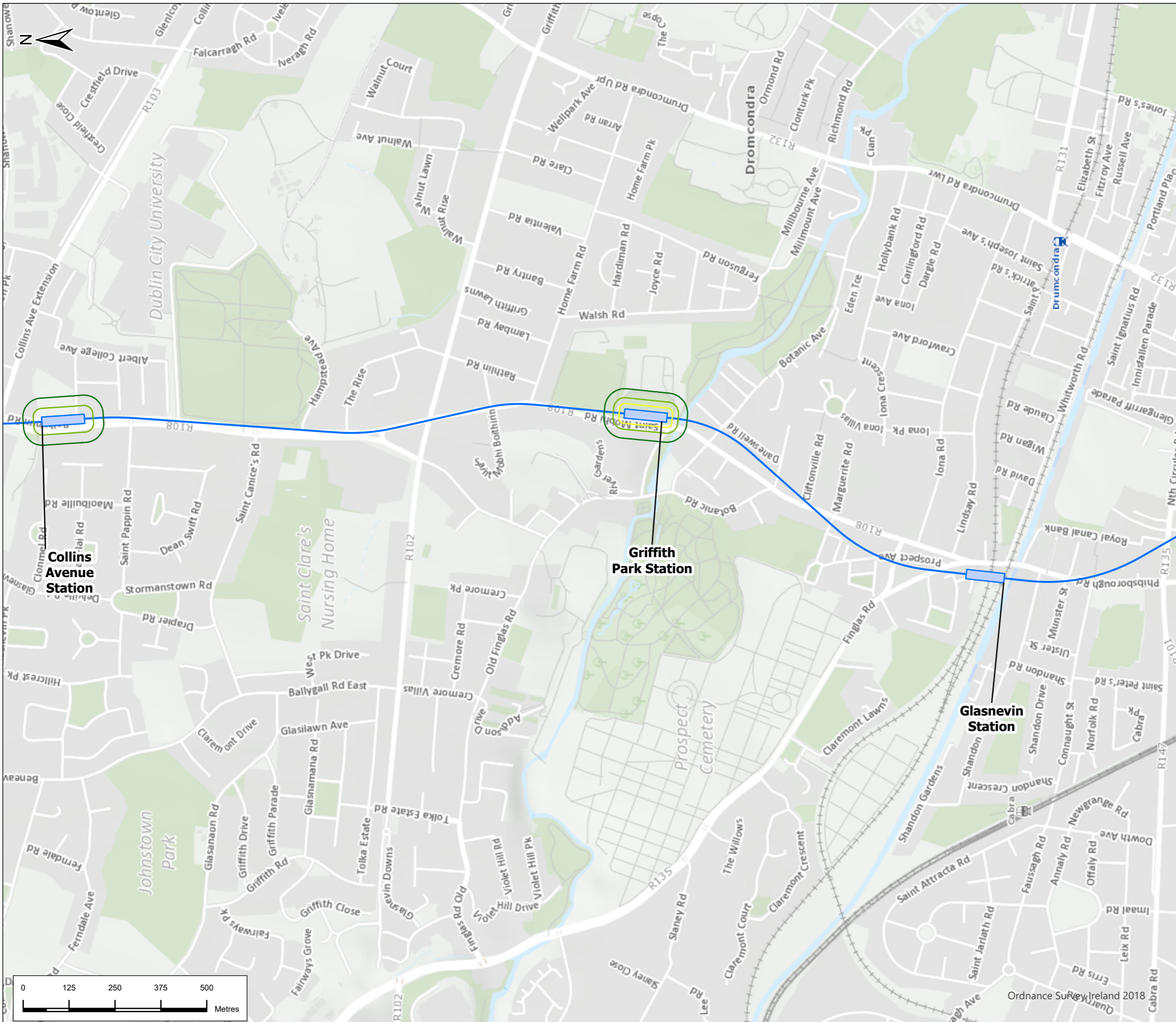
Drawing Title  
**Figure 14.5 Blasting Air Overpressure Contours**  
 Sheet 4 of 7

Drawing Status: **FINAL**

Scale @ A3: 1:10,000 DO NOT SCALE

JACOBS No.: 32108600  
 Client No.:  
 Drawing No.: ML1-JAI-EIA-ROUT\_XX-DR-Y-14030 Rev P02

This drawing is not to be used in whole or in part other than for the intended purpose and project as defined on this drawing. Refer to the contract for full terms and conditions.



### Legend

#### Alignment

- Cut & Cover
- Incline
- Retained Cut
- Surface
- Tunnel
- Viaduct
- Station Locations

#### Blasting Air Overpressure Contours

- 120dB
- 125dB
- 130dB



P02	30/6/22	Final Issue	FND	RH	RH	NC
Rev.	Date	Purpose of revision	Drawn	Check'd	Rev'd	Appr'd

**JACOBS**  
**IDOM**

Client  
**TII**  
Bonnagar Iompair Éireann  
Transport Infrastructure Ireland

Project  
**METROLINK**

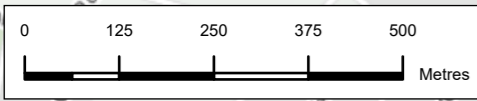
Drawing Title  
**Figure 14.5 Blasting Air Overpressure Contours  
Sheet 5 of 7**

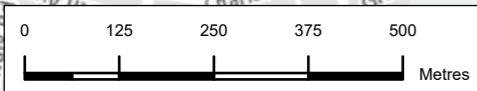
Drawing Status  
**FINAL**

Scale @ A3  
1:10,000  
DO NOT SCALE

Jacobs No. 32108600  
Client No.  
Drawing No. ML1-JAI-EIA-ROUT\_XX-DR-Y-14031  
Rev P02

This drawing is not to be used in whole or in part other than for the intended purpose and project as defined in this drawing. Refer to the contract for full terms and conditions.





### Legend

- Alignment**
- Cut & Cover
  - Incline
  - Retained Cut
  - Surface
  - Tunnel
  - Viaduct
  - Station Locations

- Blasting Air Overpressure Contours**
- 120dB
  - 125dB
  - 130dB
  - 135dB



P02	30/6/22	Final Issue	FND	RH	RH	NC
Rev.	Date	Purpose of revision	Drawn	Check'd	Rev'd	Appr'd



Client

Project

Drawing Title

**Figure 14.5 Blasting Air Overpressure Contours**  
Sheet 6 of 7

Drawing Status

**FINAL**

Scale @ A3

1:10,000	DO NOT SCALE
----------	--------------

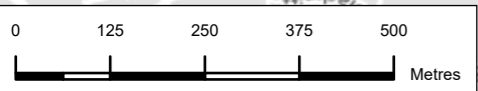
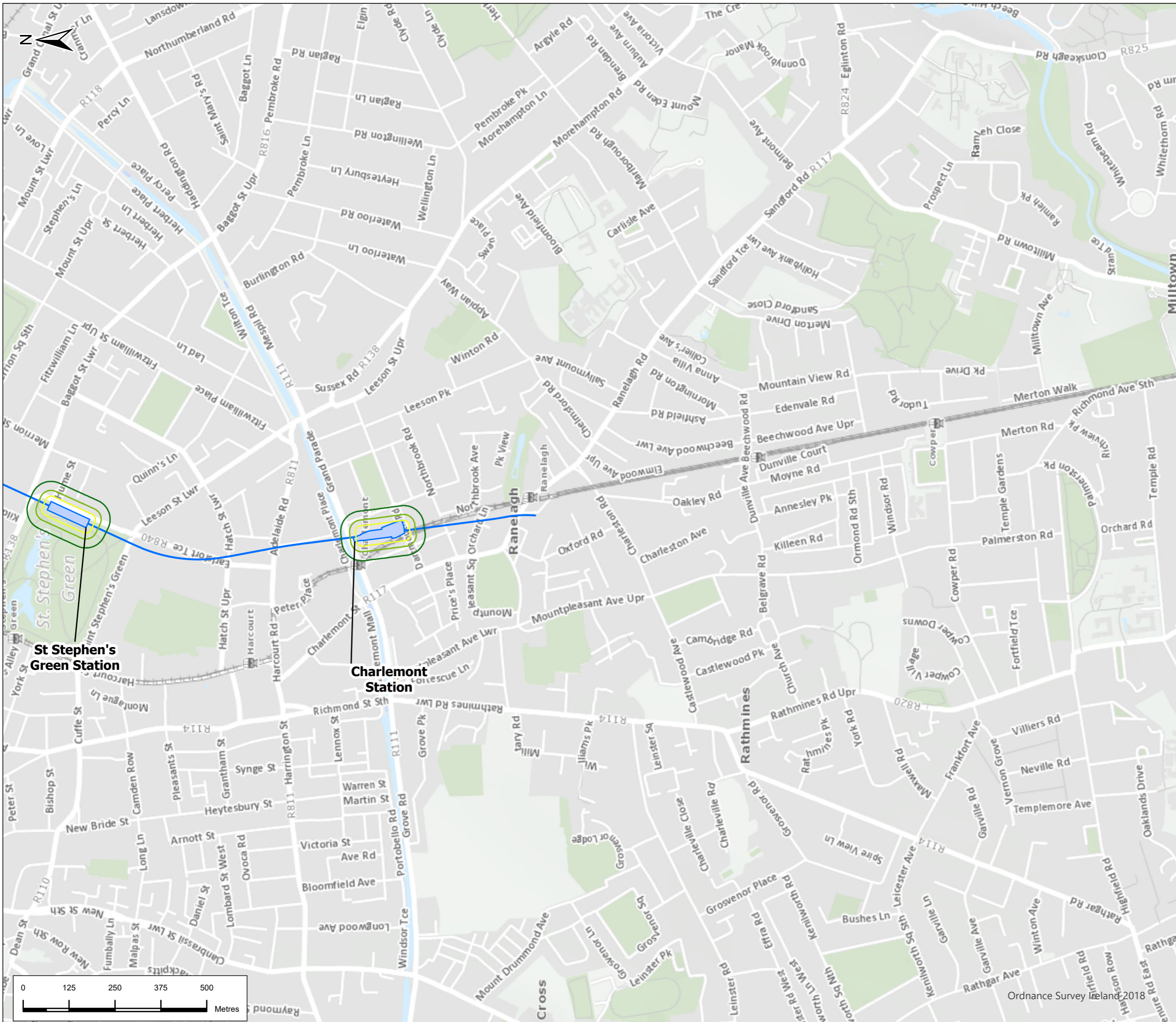
JACOBS No. 32108600

Client No.

Drawing No. ML1-JAI-EIA-ROUT\_XX-DR-Y-14032

Rev  
**P02**

This drawing is not to be used in whole or in part other than for the intended purpose and project as defined in this drawing. Refer to the contract for full terms and conditions.



### Legend

- Alignment**
- Cut & Cover
  - Incline
  - Retained Cut
  - Surface
  - Tunnel
  - Viaduct
  - Station Locations

### Blasting Air Overpressure Contours

- 120dB
- 125dB
- 130dB



P02	30/6/22	Final Issue	FND	RH	RH	NC
Rev.	Date	Purpose of revision	Drawn	Check'd	Rev'd	Appr'd



Client

Project

Drawing Title

**Figure 14.5 Blasting Air Overpressure Contours**  
Sheet 7 of 7

Drawing Status

**FINAL**

Scale @ A3: 1:10,000 DO NOT SCALE

JACOBS No. 32108600

Drawing No. ML1-JAI-EIA-ROUT\_XX-DR-Y-14033 Rev P02